

The Devil's Arithmetic



Interactive Notebook



Novel Unit

Preview



ELA Core Plans

Teacher-Written Standards-Based Lesson Plans

Introduction to Interactive Notebooks

What are interactive notebooks?

An interactive notebook is simply a place to record information and process ideas. It is a notebook that becomes sort of like a personalized textbook. Students become very active when completing an interactive notebook, and this type of involvement is great for learning!

What kind of notebook do I need to use?

- Most teachers require their students to purchase the composition notebooks. These are sturdy, pages do not tear out easily, and they will hold up for years.
- However, with that being said, we use five subject notebooks in our classrooms. The main reason we do this is because we teach ELA, and as all ELA teachers know, it's like teaching ten subjects all in one! We like the five subject notebooks because we can divide it into sections. The lessons included in this book would be in our *Literature Section*.
- You may prefer to use the composition notebooks, and that is totally fine! Both types have their pros and cons. All of our pages are made to fit a composition notebook but will also fit perfectly in a spiral one.

What kind of glue do I need to use?

- You really need to use the Elmer's school glue. The glue sticks seem like a natural choice, but the truth is that they just do not bond the paper permanently. You will have to make sure your students know and follow the procedures for gluing, which needs to be – small dots, one inch apart. They do not need to use long strands of glue.

The Devil's Arithmetic Chapter 3

Literary Device ~ Symbolism

A symbol is something that stands for something else, like the American flag stands for freedom, and a dove represents peace. It is any object, person, place, or experience that means more than what it is. A literary symbol has literal meaning in a story but stands for something else.

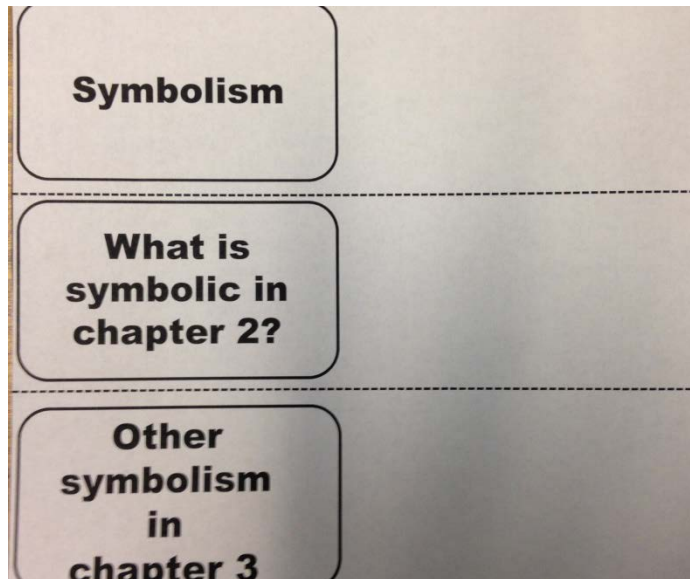
Symbolism

What is symbolic in chapter 3?

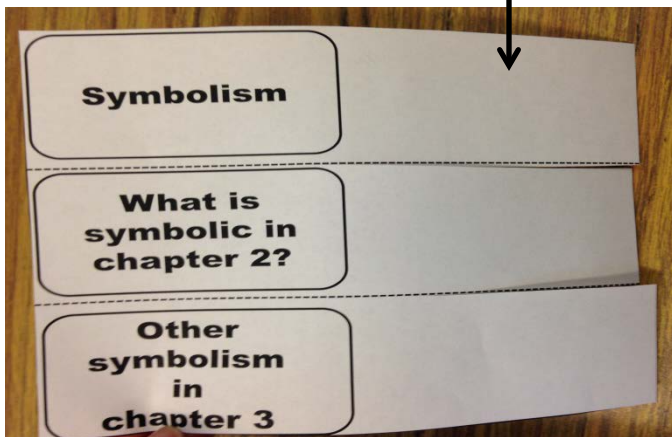
Other symbolism in chapter 3

Chapter 3 Foldable Directions

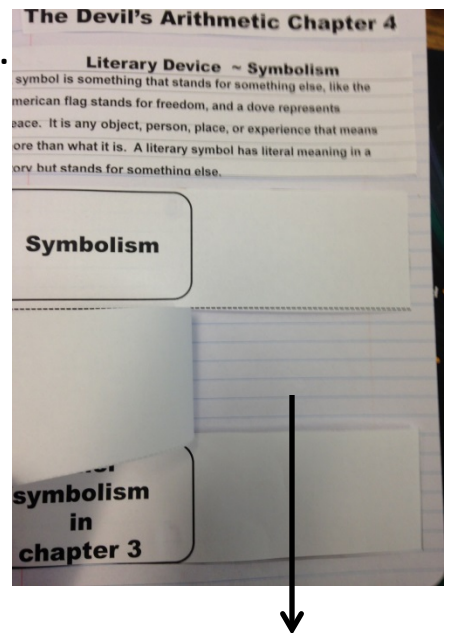
First cut out the foldable. Do not cut the squares with writing inside.



Cut the dotted lines but only to the squares. Do not cut under the squares that have writing on them.



Do not cut squares.



Glue only under the boxes with writing. Once finished, you should be able to lift each strip to write under it.

Chapter 3 Answer Key

Literary Device ~ Symbolism

The Devil's Arithmetic Chapter 3

Literary Device ~ Symbolism
A symbol is something that stands for something else, like the American flag stands for freedom, and a dove represents peace. It is any object, person, place, or experience that means more than what it is. A literary symbol has literal meaning in a story but stands for something else.

Symbolism	If something is symbolic, it will most likely...
What is symbolic in chapter 2?	Opening the door for Elijah
Other symbolism in chapter 3	The afikoman

Literary Device ~ Symbolism
A symbol is something that stands for something else, like the American flag stands for freedom, and a dove represents peace. It is any object, person, place, or experience that means more than what it is. A literary symbol has literal meaning in a story but stands for something else.

- Be repeated in the book
- Be written in a memorable ^{or vivid} way
- Be emphasized with imagery

mean something other than what it is

This could symbolize the family's way of becoming prepared to remember. It symbolizes an invitation to think on their ancestors. It may also be a symbol of the coming ^{of the} messiah.

The afikoman can symbolize the knowing and not knowing of life.

Your students will love
these interactive lessons!

**Download the entire
teaching unit now, and use
these lessons for years to
come!**