



**Poetry  
Fun Task  
Cards**

Thank you for purchasing this teaching unit. We hope you love it!  
Tammy and Shannon



**DO NOT PHOTOCOPY**  
(Except for your own classroom)



**DO NOT POST ONLINE.**

By Shannon Temple and Tammy Lewis  
ELA Core Plans  
S&T Publications, LLC  
[www.elacoreplans.com](http://www.elacoreplans.com)

Copyright © 2015 S&T Publications, LLC

Limited reproduction permission: For each ebook purchased, S&T Publications grants permission for only one teacher to make as many copies as needed for his or her classes. Reproduction by/for other teachers, classes, or for commercial use is strictly prohibited.

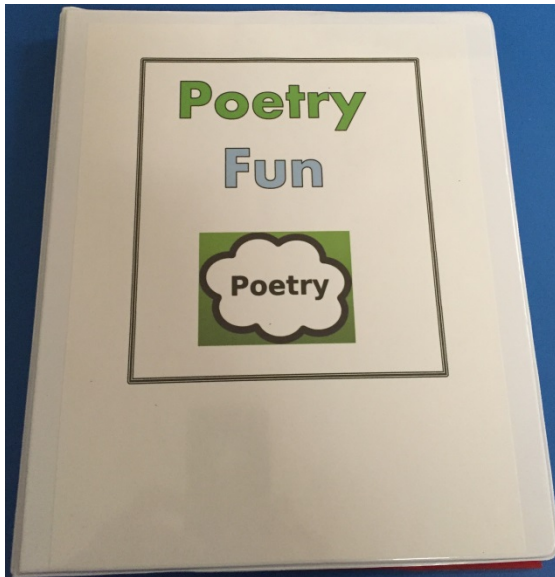
# Literacy Center

## Poetry Fun!

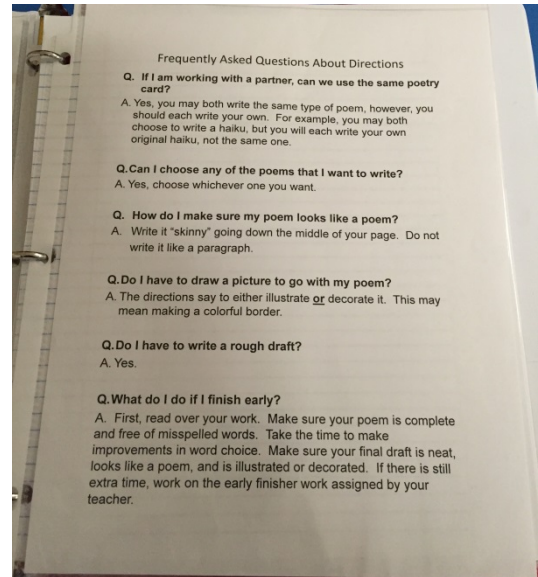
### Set up the center

- Print the poetry task cards on card stock, and cut them out. Or, print the pages and place them in page protectors.
- Place them in a folder, three ring binder, or basket. We recommend a three-ring binder.
- Copy the directions and frequently asked questions about the directions, and place them in a page protector. If you are using folders, you can tape these directions on the outside of the folder.
- You will need colored pencils or other art supplies at this center as well as notebook paper. For one of the poetry task cards, a thesaurus will be needed.
- Place white paper at the center for for students to use as they write their final drafts of poems. You may wish to display students' poetry on a board or wall in your room.
- The best thing about this center is that students can revisit the same cards and create different poems!

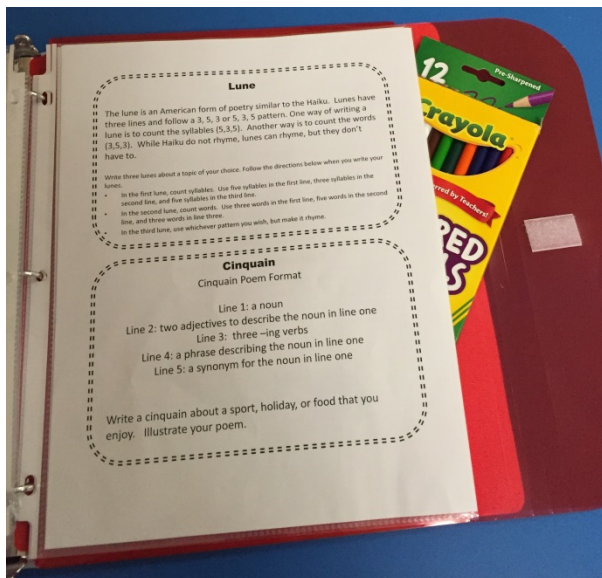
# The Center in a Three-Ring Binder



Everything fits nicely  
in a binder!




Place the directions and  
these frequently asked  
questions in the front of  
the binder to help  
students understand  
what to do.



Poetry cards can be placed in  
page protectors and art  
supplies fit nicely in a three-  
holed folder.

# Poetry

## Fun



### Directions

1. Choose one poetry task card.
2. Do not write on the card.
3. You may brainstorm and write a first draft on a sheet of paper before completing your final draft.
4. Write your name on a sheet of notebook paper.
5. Write the type of poem you will be writing at the top of the paper. (ex. Extended Metaphor Poem)
6. Write your poem on the paper. You may illustrate it if you wish.
7. If more than two people are at this center, pair up and write a poem together. Then, share your poem with those in your group.

If using folders for your centers, place notebook paper and the poetry task cards inside. The cards can be printed on cardstock for durability.

**Five Senses Poem**  
Step 1: Pick an emotion-love, fear, anger, happiness, sadness, surprise, or surprise.  
This poem will be in the form of a \_\_\_\_\_.

**Diamante**  
Write a poem that has six lines. The first line is a noun, the second line is an adjective, and the third line is a verb. The fourth line is a noun, the fifth line is an adjective, and the sixth line is a verb.

**School Poem**  
Write a poem about something to do with your school. The poem should be in the form of a \_\_\_\_\_.

**Limerick**  
The limerick is an American form of poetry. It is three lines and follows the rhyme scheme (3,5,3).

**Cinquain**  
Cinquain Poem Format  
Line 1: a noun  
Line 2: the noun in line one  
Line 3: a verb  
Line 4: an adjective  
Line 5: a noun

**Extended Metaphor Poem**  
1. Create a metaphor.  
2. List words that describe the second thing in the comparison in the metaphor.  
3. Write your poem weaving in the words that you listed.

Step 1 Example:  
Our future is a vampire bat.

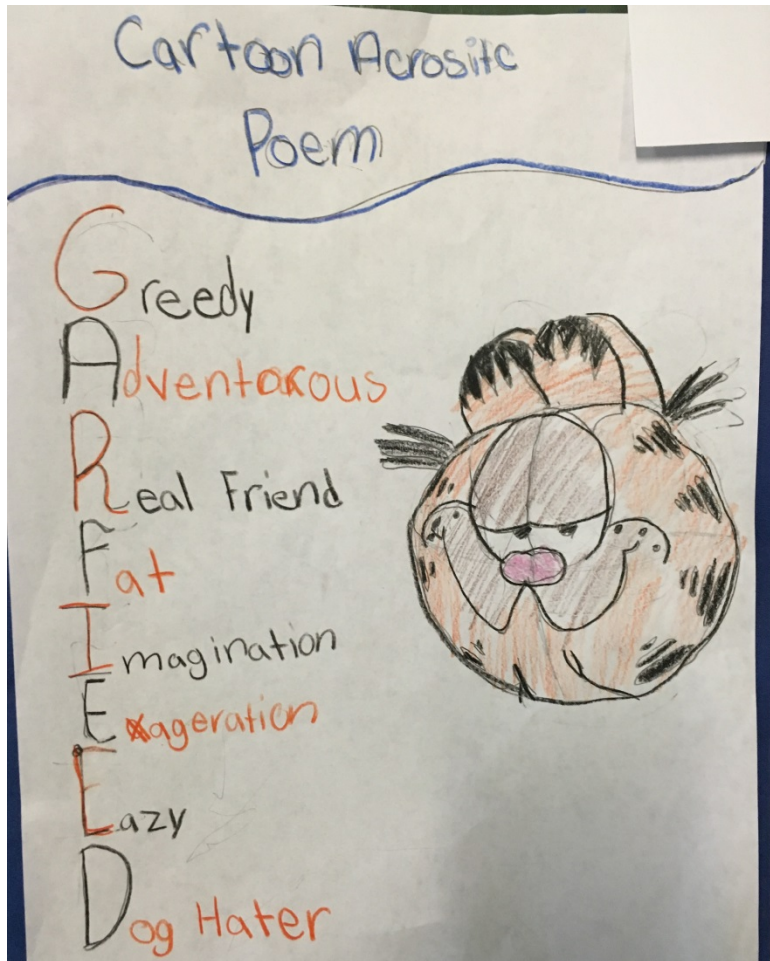
Step 2 Example:  
Bat  
blind  
fly  
swoop  
blood sucking  
black  
hangs upside down

Step 3 Example:  
Our future is a vampire bat. It hangs out there waiting for us to find it. We are blind to what it holds for us. It awaits us, calls to us, and we fly toward it. We can never quite catch it; for once we think we reach it, it becomes black and swoops away. The future beckons us, bamboozles us, and taunts us. And if we focus on it too much, it will suck the blood right out of today.

Create your own!  
Can't think of a metaphor?  
Try completing one of these:  
Life is a \_\_\_\_\_.  
Love is a \_\_\_\_\_.

# Student Poetry Sample

## Acrostic Poem



# Poetry

# Fun



## Directions

1. Choose one poetry task card. If there is more than one person working in this center, each person will write his/her own poem.
2. Do not write on the card.
3. You may brainstorm on a sheet of paper before completing your rough draft.
4. Write your poem on the paper. Make sure it looks like a poem and not a paragraph. This will be your rough draft.
5. When satisfied, write a final draft on white paper.  
Write the type of poem you will be writing at the top of the paper. (ex. Extended Metaphor Poem)
6. Write the title of your poem.
7. Illustrate or decorate it. Include the type of poem and title of poem on the final draft.
8. If time, make your illustration colorful.



## **Frequently Asked Questions About Directions**

**Q. If I am working with a partner, can we use the same poetry card?**

A. Yes, you may both write the same type of poem; however, you should each write your own. For example, you may both choose to write a haiku, but you will each write your own original haiku, not the same one.

**Q. Can I choose any of the poems that I want to write?**

A. Yes, choose whichever one you want.

**Q. How do I make sure my poem looks like a poem?**

A. Write it “skinny” going down the middle of your page. Do not write it like a paragraph.

**Q. Do I have to draw a picture to go with my poem?**

A. The directions say to either illustrate or decorate it. This may mean making a colorful border.

**Q. Do I have to write a rough draft?**

A. Yes.

**Q. What do I do if I finish early?**

A. First, read over your work. Make sure your poem is complete and free of misspelled words. Take the time to make improvements in word choice. Make sure your final draft is neat, looks like a poem, and is illustrated or decorated. If there is still extra time, work on the early finisher work assigned by your teacher.

## School Poem

Write a ten line poem about something to do with your school: the lunchroom, locker breaks, sports, field day, first period, science class, math class, etc. Your poem must include the following:

- an aabbccdde rhyme scheme
- at least one line that contains alliteration or onomatopoeia
- imagery
- one simile
- one metaphor
- personification and/or hyperbole or idiom

## Extended Metaphor Poem

1. Create a metaphor.
2. List words that describe the second comparison in the metaphor.
3. Write your poem weaving in the words that you listed.

**Step 3 Example:**

**Step 1 Example:**

Our future is a vampire bat.

**Step 2 Example:**

Bat  
blind  
fly  
swoop  
blood sucking  
black  
hangs upside  
down

Our future is a vampire bat.  
It hangs out there waiting for us to find it.  
We are blind to what it holds for us.  
It awaits us, calls to us, and we fly toward it.  
We can never quite catch it; for once we  
think we reach it,  
It becomes black and swoops away.  
The future beckons us, bamboozles us, and  
taunts us,  
And if we focus on it too much,  
It will suck the blood right out of today.

**Create your own!**

**Can't think of a metaphor?**

**Try completing one of these:**

Life is a \_\_\_\_\_. Love is a \_\_\_\_\_.

## Lune

The lune is an American form of poetry similar to the Haiku. Lunes have three lines and follow a 3, 5, 3 or 5, 3, 5 pattern. One way of writing a lune is to count the syllables (5,3,5). Another way is to count the words (3,5,3). While Haiku do not rhyme, lunes can rhyme, but they don't have to.

Write three lunes about a topic of your choice. Follow the directions below when you write your lunes.

- In the first lune, count syllables. Use five syllables in the first line, three syllables in the second line, and five syllables in the third line.
- In the second lune, count words. Use three words in the first line, five words in the second line, and three words in line three.
- In the third lune, use whichever pattern you wish, but make it rhyme.

## Cinquain

### Cinquain Poem Format

Line 1: a noun

Line 2: two adjectives to describe the noun in line one

Line 3: three -ing verbs

Line 4: a phrase describing the noun in line one

Line 5: a synonym for the noun in line one

Write a cinquain about a sport, holiday, or food that you enjoy. Illustrate your poem.

## Diamante

Think of a subject and its opposite and then follow the following format:

- First line: one word (subject)
- Second line: two adjectives describing the subject
- Third line: three words ending in -ing telling about the subject
- Fourth line: four words, the first two describe the subject and the last two describe its opposite
- Fifth line: three words ending in -ing telling about the opposite
- Sixth line: two adjectives describing the opposite
- Seventh line: one word (opposite from the first line)

## Five Senses Poem

Step 1: Pick an emotion-love, fear, anger, happiness...

This poem will have six lines.

1. Tell what color the emotion is
2. Tell what it sounds like
3. Tell what it tastes like
4. Tell what it smells like
5. Tell what it looks like
6. Tell how it makes you feel

### Example

Jealousy

Jealousy is the color of green

It tastes like liquorice candy.

It smells like rotten fruit.

It looks like a never ending fire and  
it makes me feel unworthy.

## Cartoon Acrostic Poem

Write an acrostic poem using the name of any cartoon character.

Use each letter in the name as the first letter of the line.

The lines must have something to do with the character.

This poem may or may not rhyme.

### Example

Just in time and

Every day, he out

Runs the cat named Tom

Really outsmarting him

Yes! Every time!

## Thesaurus Poem

1. Select a word.
2. List synonyms given in the thesaurus.
3. Using these words, create a poem around the concept or theme suggested by your collection.
4. You must use at least three of the synonyms, and your poem must have a controlling idea or image which is maintained throughout the poem.

### Example

Fear

Fear controls me

It fills me with concern.

Anxiety becomes my meditation.

And my life is filled with

Dread.

Underlined words  
are ones found in  
thesaurus

## Preposition Poem

Title – This poem can be about anything.

This poem must be at least 10 lines.

Each line except the last line should begin with a preposition and end with a noun or pronoun.

### List of some prepositions

In	near
Over	on
Beside	past
Through	towards
At	from
Under	inside
Across	from
Around	up
Below	within

### My Pet

In the kitchen  
inside the pantry  
at the very back  
behind the cans  
under the rice  
across from the bread  
beside the crumbs  
from the chips  
around the edges  
sits my pet mouse.

## If I Were Poem

Complete the following pattern to write this poem:

If I were a \_\_\_\_\_,

I would \_\_\_\_\_.

I could \_\_\_\_\_.

I could \_\_\_\_\_.

I could \_\_\_\_\_.

### Example

If I were a bird  
I would fly above my troubles.  
I could forget my deadlines and trials.  
I could find peace at last.  
I could be free.

## List Poem

Most of this poem is made up of a long list of things.  
There's a beginning and end to it, like in a story. These poems are usually funny.

### Example

Things that bug me  
When people tap me to get my attention  
People smacking  
Complaining and whining  
Flies that swarm around my head  
Pouring a bowl of cereal then finding out there's no milk  
Broken crayons  
People who ruin the end of books and movies  
Annoying commercials  
And making lists like this one!

## I Don't Understand Poem

**Begin the poem with "I don't understand..." List three things you do not understand about the world or people. Name the thing you do not understand most of all. End the poem with an example of something you DO understand.**

### Example

I don't understand  
Why people are mean to others  
How people can say words that will never be forgotten  
And why people cannot just be kind.  
Because I do understand  
That everyone is going through something  
And everyone deserves kindness.

## Weather Poem

You can write about a force in nature in the style of Sandburg by following the formula below:

Title: Form of Nature chosen

Line #1: Title + (how it arrives or begins as the animal would arrive)

Line #2: Tell what it does

Line #3: And how it does it

Line #4: And where it is

Line #5: Tell how it leaves (as the animal would leave)

Other forces of nature to write a poem about: tornado, hurricane, flood, lightning, thunder, rain, snow, sleet

Fog  
The fog comes  
on little cat feet.

It sits looking  
over harbor and city  
on silent haunches  
and then moves on.  
- Carl Sandburg

## Haiku

**Haiku** is a traditional form of Japanese poetry. **Haiku** poems consist of 3 lines. The first and last lines of a **Haiku** have 5 syllables, and the middle line has 7 syllables. The lines are about something in nature and rarely rhyme.

### Example

Fall leaves, yellow red  
Float to the ground slowly  
To join the others.