


# **Strong Verb Paragraphs Literacy Center**



**ELA Core Plans**  
Teacher-Written Standards-Based Lesson Plans

Thank you for purchasing this teaching  
unit. We hope you love it!  
Tammy and Shannon



**DO NOT PHOTOCOPY**  
(Except for your own classroom)



**DO NOT POST ONLINE.**

**By Shannon Temple and Tammy Lewis**

**ELA Core Plans**

**S&T Publications, LLC**

**[www.elacoreplans.com](http://www.elacoreplans.com)**

**Copyright © 2015 S&T Publications, LLC**

**Limited reproduction permission: For each ebook purchased, S&T Publications grants permission for only one teacher to make as many copies as needed for his or her classes. Reproduction by/for other teachers, classes, or for commercial use is strictly prohibited.**

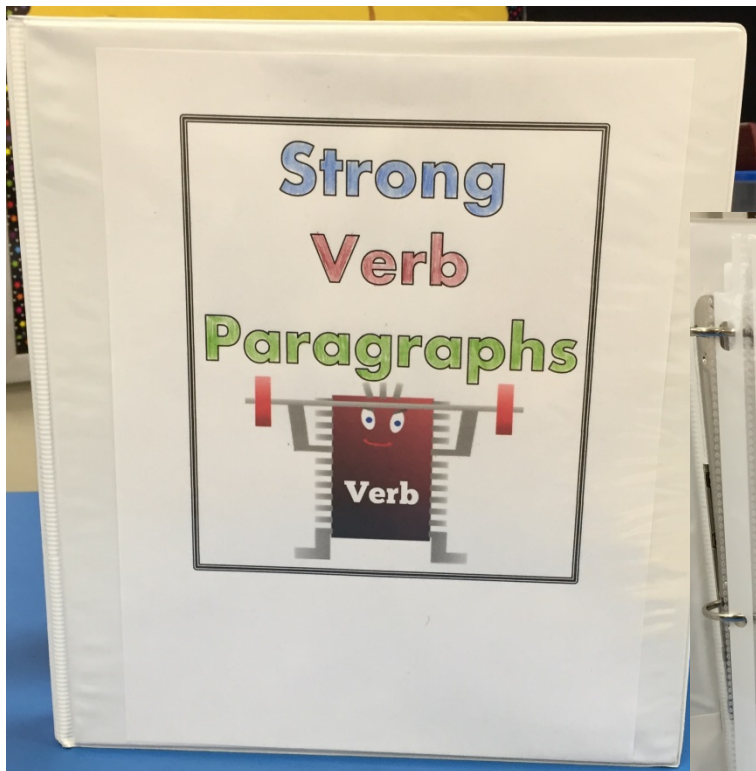
# Literacy Center

## Strong Verb Paragraphs

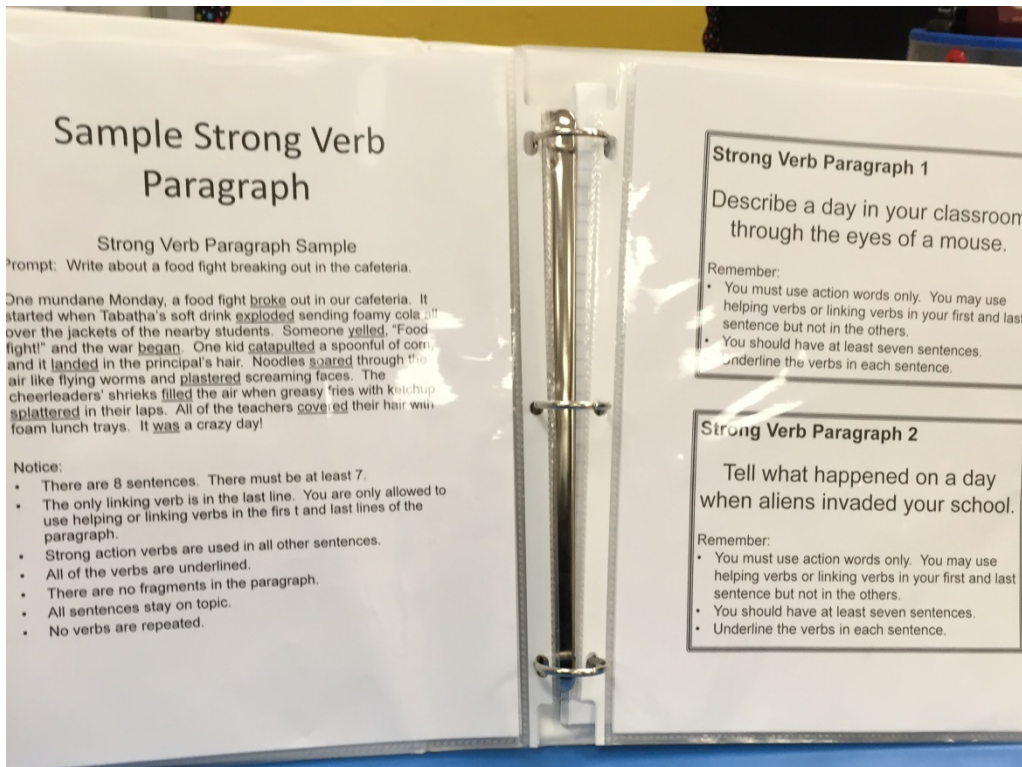
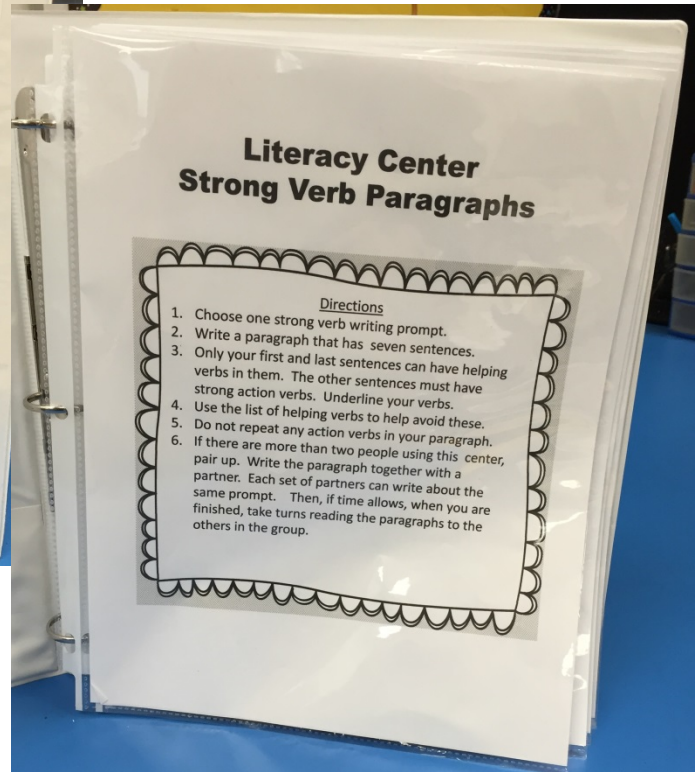
### Set up the center

- Print the prompt cards in this section on card stock. Cut each one out. Or, place the pages in page protectors inside a three-ring binder.
- Print the directions and the frequently asked questions about the directions, and place them in a page protector at the front of the binder. If you are using folders, you can tape these directions on the outside of the folder.
- Print the list of helping verbs, the sample paragraph, and the writers beware page, and place these in page protectors to remain in the center.
- This center needs a thesaurus and notebook paper.
- You may wish to display students' strong verb paragraphs in a notebook or on a bulletin board.
- It is strongly recommended that you write a strong verb paragraph as a class before students write one on their own in the center.

\*There are blank cards at the end of this packet for you to add more prompts. 😊




Everything fits nicely  
in a binder!



Place the  
sample  
paragraph  
inside so  
students  
can see it  
before  
trying their  
own.



# Strong Verb Paragraphs



## Directions

1. Choose one strong verb writing prompt.
2. Write a paragraph that has seven sentences.
3. Only your first and last sentences can have helping verbs in them. The other sentences must have strong action verbs. Underline your verbs.
4. Use the list of helping verbs to help avoid these.
5. If there are more than two people using this center, pair up. Write the paragraph with a partner. Each set of the same prompt. The finished, take turns reading others in the group.

If using folders for your centers, place notebook paper and the strong verb paragraph cards inside. Also, place the helping verb chart in the folder. The chart and cards can be printed on cardstock for durability.

## 23 Helping Verbs

You may only use these verbs in the first and last sentence of your strong verb paragraph.

Should	Have	Will
Could	Has	Can
		shall

### Strong Verb Paragraph 1

Describe a day in your classroom through the eyes of a mouse.

Remember:

- You must use action words only. You may use helping verbs or linking verbs in your first and last sentence, but not in the others.
- You should have at least seven sentences.
- Underline the verbs in each sentence.

Remember:

- You must use action words only. You may use helping verbs or linking verbs in your first and last sentence, but not in the others.
- You should have at least seven sentences.
- Underline the verbs in each sentence.

3

two men a frog

may use  
and last

## Strong Verb Student Work Sample

### Strong Verb Paragraph B

Last tuesday was the most adventurous night of my life. It all started when I decided to go to the bathroom two minutes before closing time at the "Amazing Adventure Amusement Park." I carelessly strolled out of the bathroom and realized nobody ruled the park. I ran to the entrance gate and shook it to find that it was locked. I leaped with joy and sprinted to the bone shaker roller coaster. I rode the roller coaster fifteen times until I heard a raspy voice say, "Hey, what do you think your doing?" After that I was taken in a police car to juve for thirty days.



# Strong Verb Paragraphs



### Directions

1. Choose one strong verb writing prompt. You may choose whichever one you wish.
2. Write a paragraph that has seven sentences.
3. Only your first and last sentences can have helping verbs in them. The other sentences must have strong action verbs. You may use the list of helping verbs in this center to help you avoid them.
4. Underline the verb in each sentence.
5. Do not repeat any action verbs in your paragraph. In other words, each sentence needs to have its own original verb.
6. If there are more than two people using this center, pair up. Write the paragraph together with a partner. Each set of partners can write about the same prompt. Then, if time allows, when you are finished, take turns reading the paragraphs to the others in the group.



# Frequently Asked Questions About Directions

**Q. If I am working with a partner, can we write the same paragraph?**

A. Yes, however, you must both write the paragraph. You can not just write one. You will need two, one copy for each of you.

**Q. Can I choose any of the prompts that I want, or do I have to start with the first one?**

A. You may choose any prompt that you want.

**Q. If I am working with a partner, can we choose different prompts?**

A. Yes.

**Q. How many sentences does my paragraph need to have?**

A. Seven. You may have more than seven but not less.

**Q. Why can't I use helping verbs?**

A. Of course, in real writing you can use helping verbs. This center provides an activity for you to focus on using action verbs. You have to show and not just tell what is happening. It's an exercise that will make you a stronger writer.

**Q. What are helping verbs?**

A. There is a list of all 23 of them in this center.

**Q. What is a verb?**

A. A verb is an action or one of the 23 helping verbs. It is either one of the 23 helping verbs listed or something that you can do.

**Q. Can I write about real life things or events?**

A. Sure!

**Q. What do I do if I finish early?**

A. First, read over your work. Make sure you have seven complete sentences and no fragments. Make sure there are no helping verbs in your middle five sentences. Make sure you underlined the verb in each sentence. If there is still extra time, work on the early finisher work assigned by your teacher.

# 23 Helping Verbs

You may only use these verbs in the first and last sentences of your strong verb paragraph.

<b>May</b>	<b>Be</b>	<b>Do</b>	<b>Should</b>	<b>Have</b>	<b>Will</b>
Might	Being	Does	Could	Has	Can
Must	Been	Did	Would	Had	shall
	Am				
	Are				
	Was				
	Were				
	Is				

## Writers Beware!

### A Common Problem with Strong Verb Paragraphs

#### Make sure you write complete sentences.

When writing strong verb paragraphs, you must not simply take out the helping verbs and leave fragments. While there are strong verbs present, the following are all sentence fragments:

- The lunch ladies running all over the room.
- Kids sliding all over the place on banana peels.
- An orange soaring through the air.
- Kids standing on tables jumping and yelling.

#### Examples and Non-examples

Fragment – Me, munching on a crusty piece of pie smack dab in the middle of this.

Sentence – I munched on a crusty piece of pie smack dab in the middle of this chaos!

Fragment – Tossed salad getting tossed and Jello getting jiggled.

Sentence – Students tossed salad across the room as the Jello jiggled while flying.

Fragment – Teachers screaming at us to stop while getting pelted with spaghetti.

Sentence – The teachers screamed, “Stop!” as the noodles and meat from the spaghetti pelted them in the head.

Fragment – People splattering apple sauce on the walls trying to take a picture.

Sentence – “Let’s take pictures!” kids shouted as apple sauce splattered the walls.

**\*\*Watch out for sentences with “get” or “got”. This is poor word choice. There will always be a replacement for those words.**

Writing strong verb paragraphs requires rethinking the way you may normally write your sentences. Don’t give up! With practice, you will be great at it!

# Sample Strong Verb Paragraph

## Strong Verb Paragraph Sample

Prompt: Write about a food fight breaking out in the cafeteria.

One mundane Monday, a food fight broke out in our cafeteria. It started when Tabatha's soft drink exploded sending foamy cola all over the jackets of the nearby students. Someone yelled, "Food fight!" and the war began. One kid catapulted a spoonful of corn, and it landed in the principal's hair. Noodles soared through the air like flying worms and plastered screaming faces. The cheerleaders' shrieks filled the air when greasy fries with ketchup splattered in their laps. All of the teachers covered their hair with foam lunch trays. It was a crazy day!

Notice:

- There are 8 sentences. There must be at least 7.
- The only linking verb is in the last line. You are only allowed to use helping or linking verbs in the first and last lines of the paragraph.
- Strong action verbs are used in all other sentences.
- All of the verbs are underlined.
- There are no fragments in the paragraph.
- All sentences stay on topic.
- No verbs are repeated.



## **Strong Verb Paragraph 1**

**Describe a day in your classroom through the eyes of a mouse.**

**Remember:**

- You must use action words only. You may use helping verbs or linking verbs in your first and last sentence but not in the others.
- You should have at least seven sentences.
- Underline the verbs in each sentence.

## **Strong Verb Paragraph 2**

**Tell what happened on a day when aliens invaded your school.**

**Remember:**

- You must use action words only. You may use helping verbs or linking verbs in your first and last sentence but not in the others.
- You should have at least seven sentences.
- Underline the verbs in each sentence.

## **Strong Verb Paragraph 3**

**Tell what happened when a frog met a princess.**

**Remember:**

- You must use action words only. You may use helping verbs or linking verbs in your first and last sentence but not in the others.
- You should have at least seven sentences.
- Underline the verbs in each sentence.

## **Strong Verb Paragraph 4**

**Describe the day that it rained marshmallows.**

**Remember:**

- You must use action words only. You may use helping verbs or linking verbs in your first and last sentence but not in the others.
- You should have at least seven sentences.
- Underline the verbs in each sentence.

## **Strong Verb Paragraph 5**

Write a paragraph about walking into a haunted house.

Remember:

- You must use action words only. You may use helping verbs or linking verbs in your first and last sentence but not in the others.
- You should have at least seven sentences.
- Underline the verbs in each sentence.

## **Strong Verb Paragraph 6**

Describe what you did for two weeks when it rained every day.

Remember:

- You must use action words only. You may use helping verbs or linking verbs in your first and last sentence but not in the others.
- You should have at least seven sentences.
- Underline the verbs in each sentence.

## **Strong Verb Paragraph 7**

Write a paragraph about a monkey on the loose in your school.

Remember:

- You must use action words only. You may use helping verbs or linking verbs in your first and last sentence but not in the others.
- You should have at least seven sentences.
- Underline the verbs in each sentence.

## **Strong Verb Paragraph 8**

Describe a day a super-hero showed up in your cafeteria.

Remember:

- You must use action words only. You may use helping verbs or linking verbs in your first and last sentence but not in the others.
- You should have at least seven sentences.
- Underline the verbs in each sentence.



## **Strong Verb Paragraph 9**

Write a paragraph about a night  
you got locked into an  
amusement park by yourself.

Remember:

- You must use action words only. You may use helping verbs or linking verbs in your first and last sentence but not in the others.
- You should have at least seven sentences.
- Underline the verbs in each sentence.

## **Strong Verb Paragraph 10**

Tell about a trip to Mars.

Remember:

- You must use action words only. You may use helping verbs or linking verbs in your first and last sentence but not in the others.
- You should have at least seven sentences.
- Underline the verbs in each sentence.

## **Strong Verb Paragraph 11**

Write a paragraph about being inside a professional baseball locker room.

Remember:

- You must use action words only. You may use helping verbs or linking verbs in your first and last sentence but not in the others.
- You should have at least seven sentences.
- Underline the verbs in each sentence.

## **Strong Verb Paragraph 12**

Tell about being in a runaway hot-air balloon.

Remember:

- You must use action words only. You may use helping verbs or linking verbs in your first and last sentence but not in the others.
- You should have at least seven sentences.
- Underline the verbs in each sentence.

## **Strong Verb Paragraph 13**

Write a paragraph about seeing a ghost in your kitchen late one night.

Remember:

- You must use action words only. You may use helping verbs or linking verbs in your first and last sentence but not in the others.
- You should have at least seven sentences.
- Underline the verbs in each sentence.

## **Strong Verb Paragraph 14**

Tell about being on a bike that is racing out of control down a steep hill.

Remember:

- You must use action words only. You may use helping verbs or linking verbs in your first and last sentence but not in the others.
- You should have at least seven sentences.
- Underline the verbs in each sentence.

## **Strong Verb Paragraph 15**

Write a paragraph about a food fight breaking out in the cafeteria.

Remember:

- You must use action words only. You may use helping verbs or linking verbs in your first and last sentence but not in the others.
- You should have at least seven sentences.
- Underline the verbs in each sentence.

## **Strong Verb Paragraph 16**

Tell about being on a ship in the middle of a storm.

Remember:

- You must use action words only. You may use helping verbs or linking verbs in your first and last sentence but not in the others.
- You should have at least seven sentences.
- Underline the verbs in each sentence.



## **Strong Verb Paragraph 17**

Write a paragraph describing a lizard being found in your desk at school.

Remember:

- You must use action words only. You may use helping verbs or linking verbs in your first and last sentence but not in the others.
- You should have at least seven sentences.
- Underline the verbs in each sentence.

## **Strong Verb Paragraph 18**

Tell about finding a formula that made you invisible.

Remember:

- You must use action words only. You may use helping verbs or linking verbs in your first and last sentence but not in the others.
- You should have at least seven sentences.
- Underline the verbs in each sentence.

## **Strong Verb Paragraph 19**

**Tell about a birthday party that went bad.**

**Remember:**

- You must use action words only. You may use helping verbs or linking verbs in your first and last sentence but not in the others.
- You should have at least seven sentences.
- Underline the verbs in each sentence.

## **Strong Verb Paragraph 20**

**Describe a day that you went home and your dog started talking to you.**

**Remember:**

- You must use action words only. You may use helping verbs or linking verbs in your first and last sentence but not in the others.
- You should have at least seven sentences.
- Underline the verbs in each sentence.

## **Strong Verb Paragraph**

## **Strong Verb Paragraph**