

Vocabulary Memory Cards

A fun way to learn new words...

Thank you for purchasing this teaching unit. We hope
you love it!

Tammy and Shannon



DO NOT PHOTOCOPY
(Except for your own classroom)



DO NOT POST ONLINE.

By Shannon Temple and Tammy Lewis

ELA Core Plans

S&T Publications, LLC

www.elacoreplans.com

Copyright © 2015 S&T Publications, LLC

Limited reproduction permission: For each ebook purchased, S&T Publications grants permission for only one teacher to make as many copies as needed for his or her classes. Reproduction by/for other teachers, classes, or for commercial use is strictly prohibited.

Vocabulary Memory Cards

Each card contains the following:

- a word
- the definition of the word
- a “Think of” mnemonic device (The think of will either rhyme or look like/sound like the word.)
- an “imagine story or line” to help students link the mnemonic to the definition of the word.
- a picture

*There are blank cards included at the end so that students can make their own vocabulary cards in the same way using new words that they are learning.

Vocabulary Memory Cards

Set up the center

In our classrooms, we use three ring binders to “house” our centers. We keep supplies inside using page protectors and plastic folders that have holes in them.

Print the vocabulary cards on card stock. Cut each one out.

Print blank cards as well, and cut those out.

Place them in a folder, three-ring binder, or basket. We recommend a three-ring binder.

Print the list of vocabulary words or make your own. Add this to the center.


Print the sample worksheet and place it in the center.

Copy several of the worksheets for the center.

You will also need dictionaries and colored pencils or art supplies at this center.

Print the directions on the next page and place in a page protector or inside the cover of a binder. If you are using folders, you can tape these directions on the outside of the folder.

You may wish to display students' vocabulary memory cards in the classroom, or add them to the ones in this center.



Everything fits nicely in a binder!

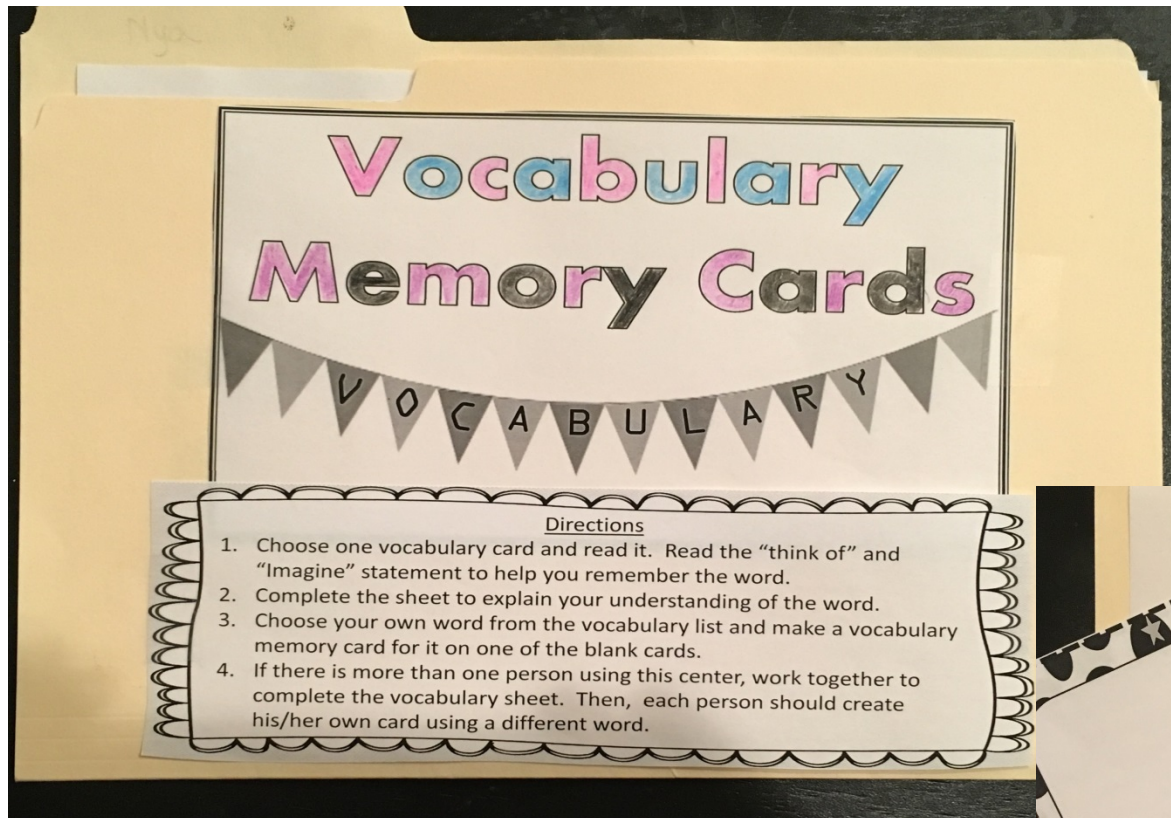
Place directions in a page protector in front.

Place the sample worksheet in the front so students can look at it to know what to do.

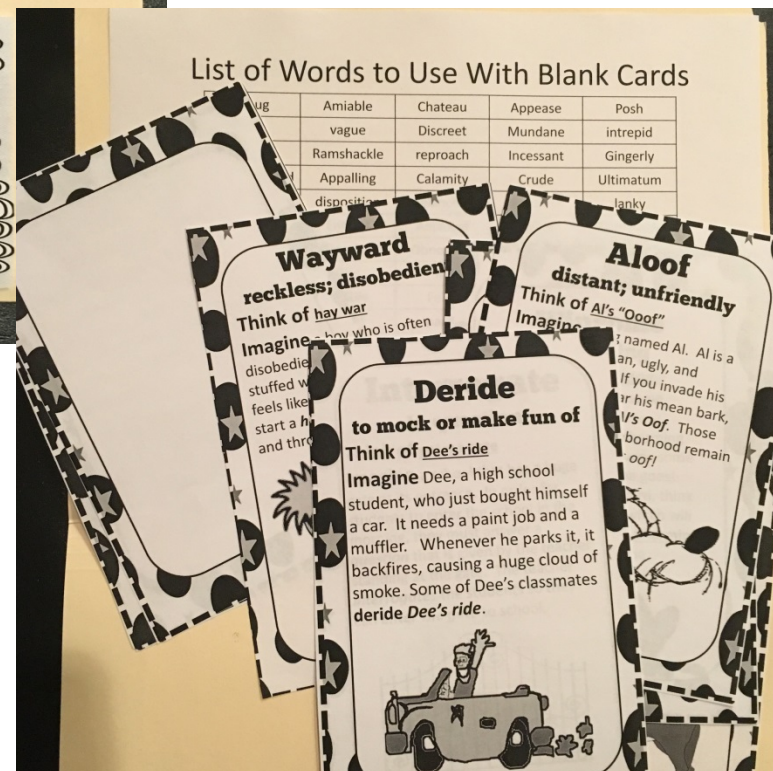
The vocabulary cards fit nicely in this pocket made for 3 ring binders. A stack of worksheets can be placed in a page protector.

Place the list of words in a page protector.

Even colored pencils can be placed in a folder inside notebook!



If using folders for your centers, place vocabulary cards, lots of blank cards, and the list of words inside. These can be printed on cardstock for durability.



Vocabulary Memory Cards



Directions

1. Choose one vocabulary card and read it. For the first assignment, make sure you choose a card and not a word from the list. Each card has a word, the definition of the word, a “think of” to help you remember the word, and an “imagine statement” that helps you remember the word. Read the definition, “think of” and “imagine” statement to help you remember the word on the card that you have chosen. Notice that the “think of” will either sound like or look like the word itself.
2. Complete the worksheet to explain your understanding of the word. You can look at the sample sheet included to help you know what to do.
3. Next, choose your own word from the vocabulary list and make a vocabulary memory card for it using one of the blank cards. You will need to look up the definition. Then, you will need to think of a way to help remember the word. Create a “Think of” and an “Imagine Statement” just like on the completed card that you chose.
4. If there is more than one person using this center, work together to complete the vocabulary sheet. However, each person should complete a sheet. Then, each person should create his/her own card using a different word.
5. Use one of the completed cards as a guide when making your own vocabulary memory card.

Frequently Asked Questions About Directions

Q. If I am working with a partner, can use the same vocabulary card to do the worksheet?

A. Yes, however, you must both have your own worksheet. You can not just write one. You will need two, one copy for each of you.

Q. If I am working with a partner, can we complete one vocabulary card for both of us?

A. No, you should each choose your own word and create your own card.

Q. What is a part of speech?

A. There are eight parts of speech: nouns, verbs, adjectives, adverbs, pronouns, prepositions, conjunctions, and interjections. If you cannot figure out the part of speech of the word, look up the word in the dictionary. Parts of speech are written right beside the word in the dictionary.

Q. What do I write for “What it is” and “What it’s not” on the work sheet?

A. For “What it is” you can write the definition. For “What it’s not” you can write an antonym.

Q. What do I write for “Example” and “Nonexample”?

A. Let’s say the word is beautiful. An example could be “a really pretty princess”. A nonexample could be “an ugly green troll.”

Q. How do I define the word that I will do for my card?

A. Look up the word in a dictionary.

Q. How do I come up with a “Think of”?

A. Look at the word. Say the word out loud. Does it look like another word or sound like something else? If so, then that can be your “Think of”. Next, try to come up with a short story to link your “think of” to the meaning of the vocabulary word. This will be your “imagine”. Look at the sample cards that are already complete to help you.

Q. What do I do if I finish early?

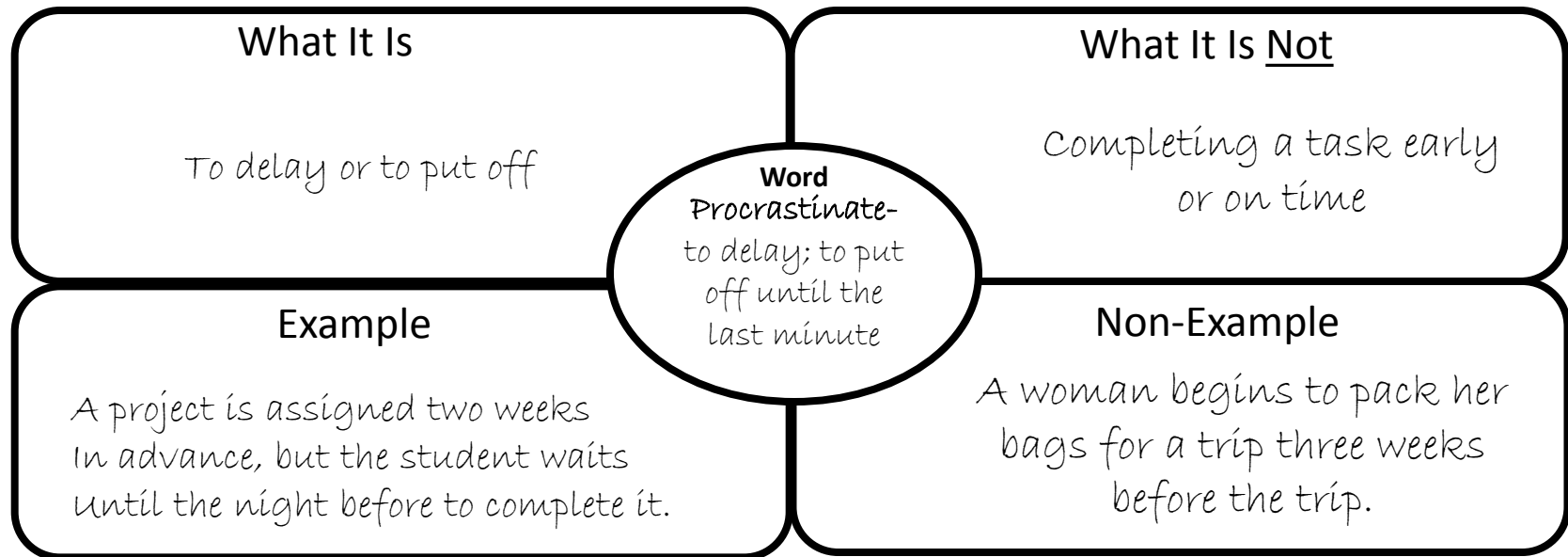
A. Color your vocabulary card. Make it look as good as the cards that are already complete. If you finish this, complete the early finisher work assigned by your teacher.

Word: Procrastinate

Name Sample

What part of speech is this word? verb

Complete the word map for the word.



Use the word in a sentence. Be sure your sentence shows that you know the meaning of the word.

If the student had not procrastinated, she probably would have done well on the science project. She waited until the last minute, and her work showed it.

Word: _____

Name _____

What part of speech is this word? _____

Complete the word map for the word.

What It Is	Word	What It Is <u>Not</u>
Example		Non-Example

Use the word in a sentence. Be sure your sentence shows that you know the meaning of the word.

--

List of Words to Use With Blank Cards

Smug	Amiable	Chateau	Appease	Posh
Fret	Vague	Discreet	Mundane	Intrepid
Vain	Ramshackle	Reproach	Incessant	Gingerly
Flabbergasted	Appalling	Calamity	Crude	Ultimatum
Devour	Disposition	Melancholy	Remorse	Lanky
Baffled	Entreat	Adjacent	Abide	Deplorable
Morose	Despise	Obnoxious	Peevish	Eradicate
Malign	Dire	Irk	Indignant	Abate
Benevolent	Hostile	Feign	Gloat	Gait
Sweltering	Knoll	Parch	Portly	Assertive
Scoff	Malice	Cumbersome	Feeble	Disheveled
Incoherent	Gaunt	Dismal	Adorn	Covet
Insipid	Tout	Eerie	Deliberate	Slovenly
Snare	Savory	Hapless	Flamboyant	Plight
Dank	Nostalgic	Decay	Redundant	Diminutive

List of Words to Use With Blank Cards

[illegible]

Unkempt

Messy, not neat

Think of Uncle Empt

Imagine Uncle Empt. His clothes are all dirty and torn, his hair is in knots, and he needs to trim his nose hair! Uncle Empt is unkempt!



Winsome

Charming

Think of Prince Winsome

Imagine Prince Winsome

Prince Win Some is charming and handsome. He wins some hearts everywhere he goes! When you see this word, think of Prince Win Some which will remind you of Prince Charming, and there you have the definition!



Mortify

to embarrass

Think of more Flies

Imagine Mr. Ed, a horse who wants to impress his girlfriend. The only problem is he has flies swarming over his head, and they multiply when he approaches her. The **more flies** that swarm, the more **mortified** he is!



Abscond

to run away secretly and hide

Think of abs gone

Imagine a man with firm abs. He goes to a fitness competition to show off, but when he enters the stage and begins flexing for the judges, the crowd begins to chant, "Abscond; your abs are gone! Abscond; your **abs are gone!**" To his amazement, he looks down and sees a flabby tummy. He **absconds!**



Deride

to mock or make fun of

Think of Dee's ride


Imagine Dee, a high school student, who just bought himself a car. It needs a paint job and a muffler. Whenever he parks it, it backfires, causing a huge cloud of smoke. Some of Dee's classmates **deride** *Dee's ride*.



Gawky Clumsy

Think of Goofy

Imagine the cartoon character Goofy. He is gawky!



Interrogate

to question

Think of enter a gate

Imagine a school that has a huge gate at its entrance. In order for students to enter the school in the morning, they must answer a **question** that is given by the teacher standing at the gate. The teacher **interrogates** the students so they can **enter the gate** to school.



Blemish

a noticeable imperfection

Think of a product called "Pennish"

Imagine a blemish eraser in the shape of a pen. Simply touch the "pennish" to any blemish, and it immediately disappears!

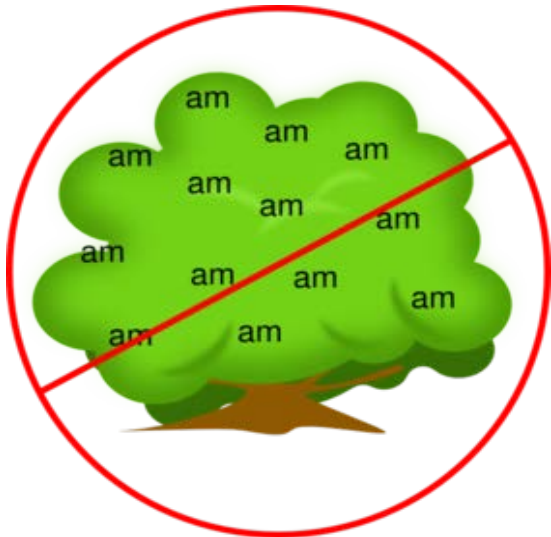


Ambush

to hide and then attack

Think of the bush

Imagine a little boy **hiding** in a **bush**. He is going to **ambush** his friends when they run by.



Bedlam

**a scene of uproar;
chaos**

Think of bed lamb

Imagine a little boy who has many stuffed animals that all make noise. The lamb that he sleeps with is the loudest. It “baaaaaaaahs” all night long. His room is **bedlam**!



Aloof

distant; unfriendly

Think of Al's "Ooof"

Imagine a dog named Al. Al is a tremendous, mean, ugly, and **unfriendly** mutt. If you invade his space, you will hear his mean bark, or as some call it, **Al's Oof**. Those who go in Al's neighborhood remain **aloof** because of Al's oof!



Wayward

reckless; disobedient

Think of hay war

Imagine a boy who is often disobedient. He keeps his pockets stuffed with hay so that when he feels like being **wayward**, he can start a **hay war** by acting **reckless** and throwing hay.



Humdrum

boring; lacking excitement

Think of a drummer who hums

Imagine a boy who bangs on his drums and hums - no singing, just humming, and he's always humming the same tune. His audience thinks that this ***drummer, who hums when he drums***, is very ***humdrum***.



Dormant

not active; sleeping

Think of door mat

Imagine a door mat. Door mats are **not active**. They are ***dormant*** all of the time



Outwit

to outsmart; to be more clever than someone

Think of "Out with it"

Imagine a detective who is so good at his job that he knows what people are going to say before they say it. If a suspect is lying, he simply says, "Come on! ***Out with it.*** I know you are not telling the truth!" He ***outwits*** the suspects.



Ingenious

Clever or skillful

Think of genius

Imagine a genius. He is very clever and skillful.




Disgruntled

unhappy; dissatisfied

Think of this grunt

Imagine a man who grunts every time he is unhappy or dissatisfied. Whenever he is **unhappy**, he grunts and then says, "***This grunt*** sure makes me feel better and not so ***disgruntled***."




Somber

in a depressed manner

Think of sombrero

Imagine a little boy whose mother makes him wear a sombrero to the market, and he hates it. Whenever he wears the **sombrero**, he walks **somberly**.



Condemn

**to strongly disapprove
of**

Think of cons in your den

Imagine man who opens up his home to convicts. He allows them to sit in his den, watch T.V., and share their stories. Most people would **condemn** having cons in their den.



Detest

to dislike very much

Think of the test

Imagine a kid who *hates* to take tests. He **detests** them so much that on **test** days, he stays home from school.




Jubilant

**very happy and
delighted**

Think of Jukey Ant

Imagine Everyday, an ant that marches to the beat from the jukebox and shakes his head and booty. All of his friends call him the *Jukey Ant* because the jukebox makes him **jubilant**.



Livid

very Angry

Think of live like Ed

Imagine a man named Ed who lives on the bottom floor of a two-story apartment. The people above him are always stomping, hollering, and making lots of noise. Ed gets very **mad** because he can hardly sleep. If you **lived** like **Ed**, you would be **livid** every day!



Encumber

to weigh down; burden

Think of cucumber

Imagine a cucumber that is so large that it ***weighs down*** the rest of the salad. The tomatoes and peppers complain to the ***cucumber*** by shouting, "Would you stop ***encumbering*** us!"



Erroneous

containing an error

Think of error

Imagine the letter *n* being replaced with the letter *r* in the word. Then, the first five letters of the word would spell ***error***, which is the meaning of this word!



Cantankerous

**hard to get along with;
ornery**

Think of can't take us

Imagine a group of toddlers who have been kicked out of several day-care centers because they are so **hard to get along with!** They march around declaring, "You **can't take us!**" to all of the daycare workers. These kids are very **cantankerous!**



Dejected

**low in spirits, feeling
sad**

Think of rejected

Imagine The word rejected rhymes with dejected. When someone is **rejected**, he/she often feels **sad** or **dejected**.



Ludicrous

Comically ridiculous

Think of Lou and Chris

Imagine two clowns. One is named Lou, and the other is named Chris. They are the funniest clowns in town and will try anything! ***Lou and Chris*** are ***ludicrous!***




Timid

Shy

Think of Tim hid

Imagine Tim. He is extremely ***shy***. Whenever he is around people he does not know, he hides. His mother just explains to folks, "Do not worry. ***Tim hid*** because he is ***timid.***"



Lionize

to treat as a celebrity

Think of lion's eyes

Imagine a man who wants to look like a lion so he will be famous. He grows his hair out to look like a mane, puts on thirty pounds, and has surgery so that his eyes will resemble those of a lion. He is sure that his *lion eyes* will cause people to *lionize* him.



Bamboozle

to deceive by trickery

Think of Bam's booze

Imagine Bam. He drinks too much booze and by the end of the week, has little money. In order to buy more booze, he *tricks* people, or *bamboozles* them, into giving him money for food. Then, instead of buying something to eat, *Bam* buys his *booze*.



Fickle

**always changing in
interests or loyalty**

Think of pickle

Imagine a pickle. Before a
pickle is a pickle, it is a cucumber.
It changes!



Perilous

dangerous

Think of The Star Spangled
Banner

The word perilous is in *The
Star Spangled Banner*. Use
these lyrics to help you
remember the word.
(...through the perilous fight...)




Scurry

**to move quickly;
scamper**

Think of hurry

Imagine a mouse that is always in a *hurry*. It *scurries* up and down the kitchen counter looking for cheese.



Abominable

**deserving or causing
disgust**

Think of a stink bomb (if you say the word abominable in slow motion, it sounds like “a bomb in a bowl”.)

Imagine a bowl that has a stink bomb in it. The ***abominable bomb in a bowl*** will cause everyone to clear the room in ***disgust***.



Saunter

**stroll; walk in an
unhurried way**

Think of haunt (rhymes with
first part of the word saunter)

Imagine a ghost. When you
think of ghosts, you think of
them *walking slowly*. They
saunter when they *haunt* people.
They do not run or walk fast.



Ajar

partially open

Think of a jar

Imagine a jar that is extremely
hard to open. In order to open
it easily, one must leave it **ajar**.
If it is *partially open*, it will be
much easier to take off the lid.



Immense

huge; enormous

Think of defense

Imagine the *defensive* line of a professional football team. Usually, those guys are not small. They are *huge*, or *immense*!



Terminate

to bring to an end

Think of termite

Imagine a termite that, along with his buddies, has overtaken a house. The owners of the house must *bring an end* to the *termites* before they lose their home. They must *terminate* the *termites*.



Gawk

to stare at stupidly

Think of hawk

Imagine a hawk sitting in the top of a tree staring down at the rabbits and squirrels. Every once in a while, one little rabbit looks up at the hawk and says, "What are you **staring** at? Don't you know it is impolite to **gawk!**"



Luminous
giving off light;
shining, glowing

Think of moon – it rhymes
with "lum".

Imagine Luna, the moon. She **glows** each night. As they gaze at the sky, the children say, "Luna is a great **moon**. She makes the night **luminous**."



